


Washer instructions




General
OPL

1 Turn the knob to select a program



2 Select an option as needed




Specific Hygiene Programs



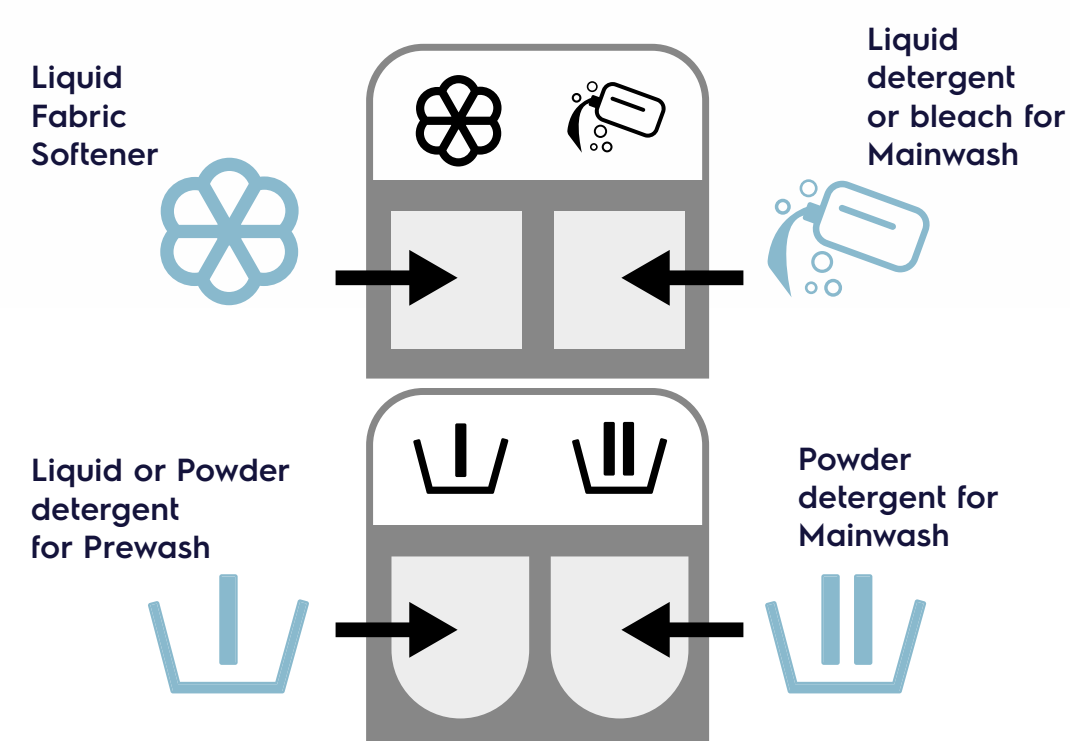
Global Disinfection
deactivation of SARS-CoV-2,
Human Norovirus, common
bacteria

3 Press the knob to start



Dosage

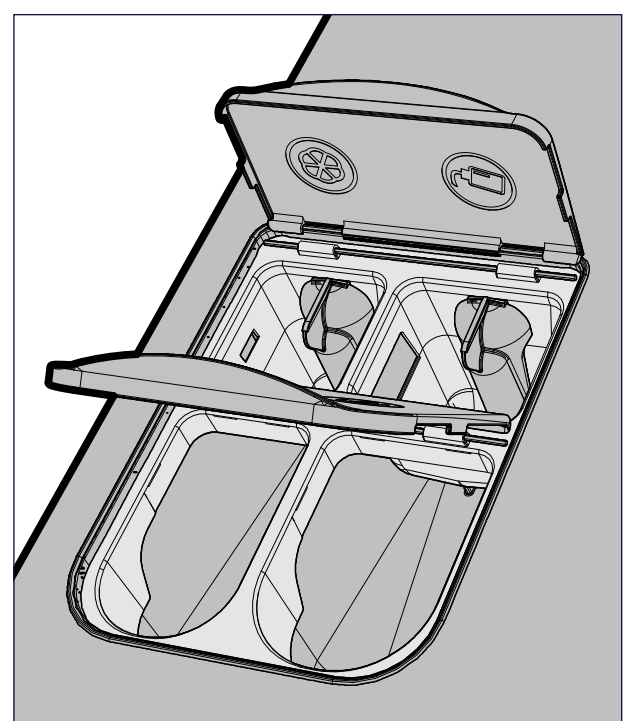
Dispense the detergent according to the instructions on the detergent package



Once you have finished washing

Leave the door open.

Clean the detergent compartment, leave the cover of the detergent box open.



If you need to pause the program

Press the knob. A menu with pause highlighted will be shown on the display. Press again to pause the wash program. The door can be opened after a while unless the water level is too high. Close the door and press the knob to continue the wash program.

When "maintenance" is displayed

Inform the person in charge of maintenance. The machine can still be used.